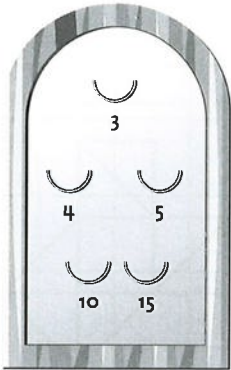



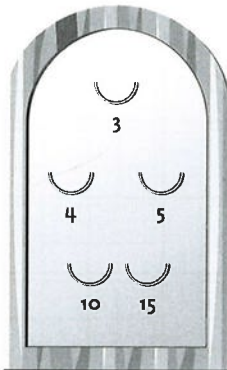
1 speel met 6 ballen.
teken ze.




jet
30 punten



pim
27 punten



jip
50 punten

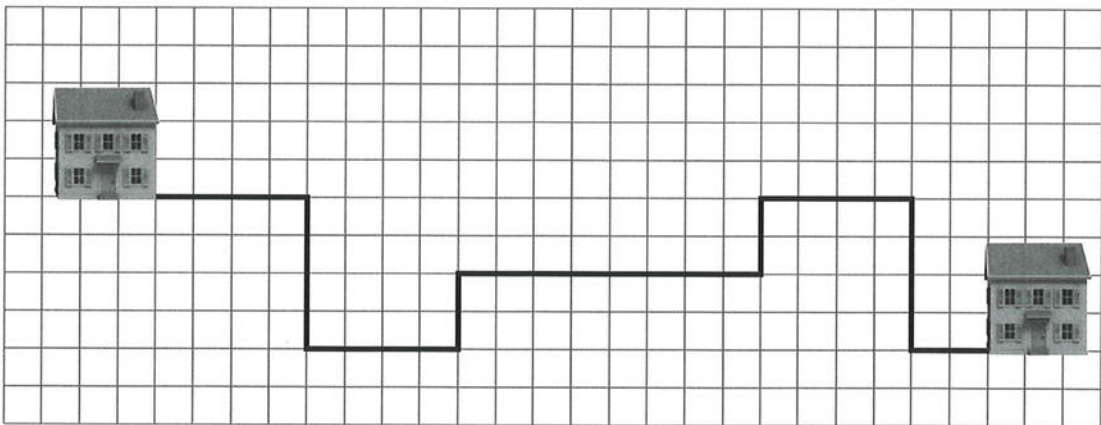


lot
60 punten

2 hoe lang is de hele weg?

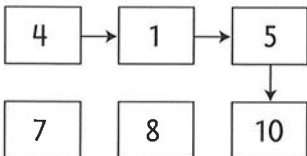
tip!

1 km

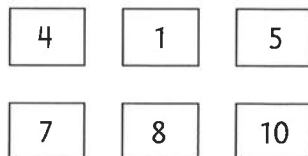


3 teken de pijlen.

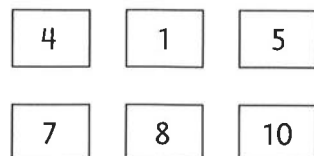
samen
20



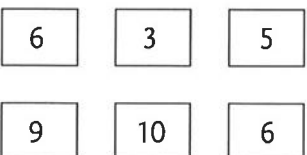
samen
29



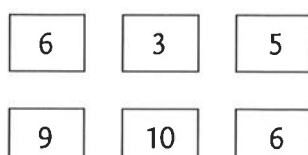
samen
35



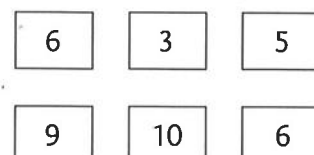
samen
25



samen
20




samen
39




4

kleur elke vlag anders.
gebruik 3 kleuren.



5



wat is meer?
kleur dat vak rood.





of




of



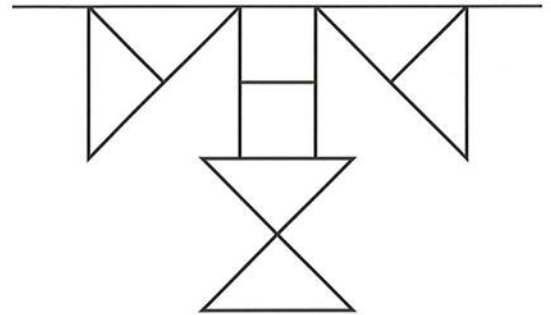
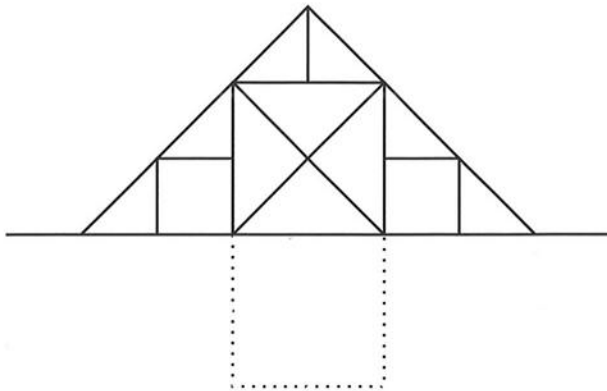
of



of



6 spiegel en kleur.



7 vul in.
steeds 15.

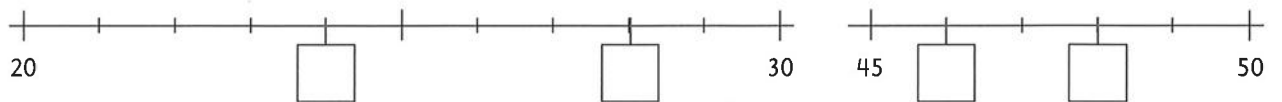
	→ 15		
	4	6	5
	6	5	4
↓ 15	5	4	6

	→ 15		
	3		5
		5	
↓ 15	5		7


	→ 15		
		8	
	2		8
↓ 15		2	

8 welke getallen in de hokjes?


tip!



9 snabbelen.



- 1
- 8
- 3
- 4



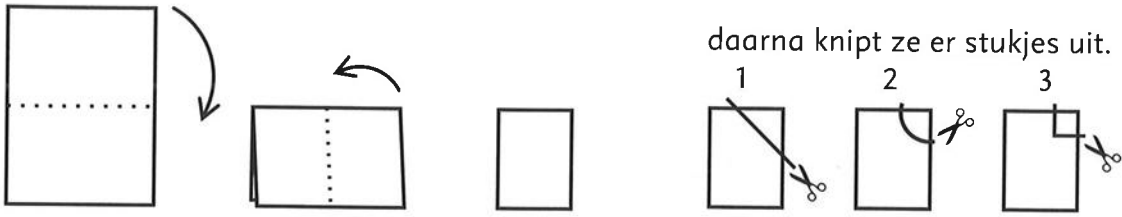
- 2
- 6
- 7
- 9

tip!

10

vouwen.

roos vouwt een blaadje 2 keer dubbel.




daarna knipt ze er stukjes uit.

ze vouwt de blaadjes weer open.
hoe zien ze er nu uit?
teken.

1



2



3



11

in welke bakken zit evenveel?

kleur in dezelfde kleur.

12 **kleur in.**

4 kleuren: blauw, geel, rood en groen.

elke rij, elke kolom en de 2 diagonalen (schuin) moeten verschillende kleuren hebben.
dus bijvoorbeeld: blauw – geel – rood – groen.

en niet: blauw – blauw – rood – groen.

13 **rij van fibonacci.**

kijk goed en vul in.

1	2	3	5	8				
---	---	---	---	---	--	--	--	--

nu nog een keer.

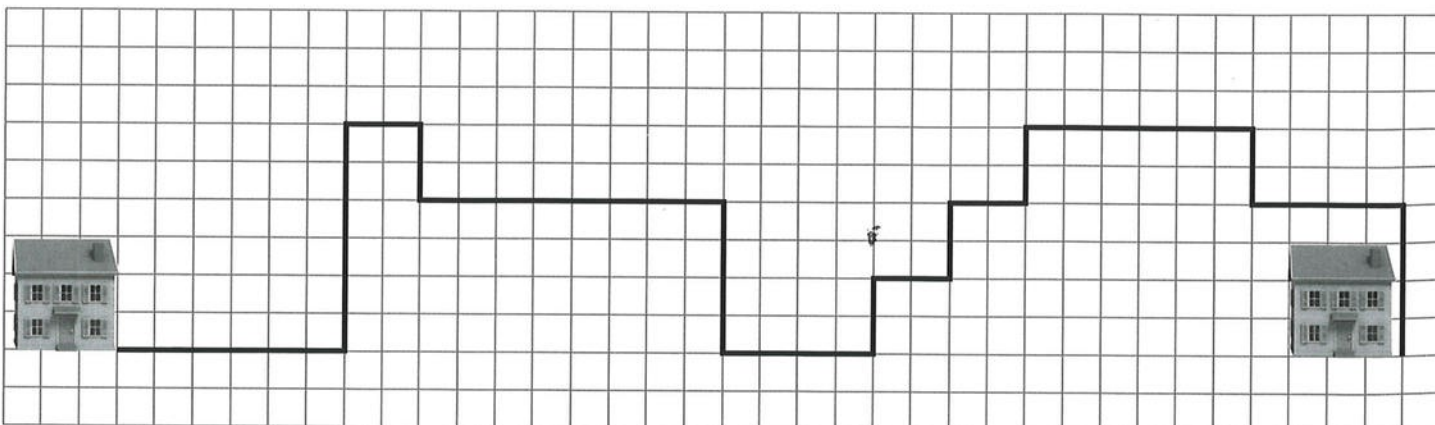
3	4	7					
---	---	---	--	--	--	--	--

maak er nu zelf één:

--	--	--	--	--	--	--	--













14 **hoe lang is de hele weg?**

1 km



15

hoeveel heb je over?

je hebt:	je koopt:	je hebt over:
	 6 euro	<hr/>
	 16 euro	<hr/>
	 11 euro	<hr/>
	 12 euro	<hr/>
	 8 euro	<hr/>
	 11 euro	<hr/>

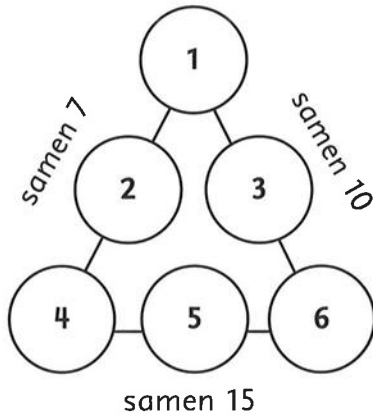
16

toverdriehoeken.

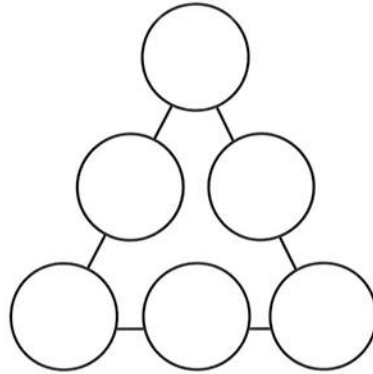
vul de getallen 1, 2, 3, 4, 5, 6 in.

tip!

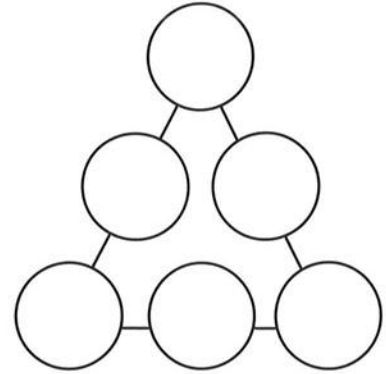
de zijden kun je optellen.



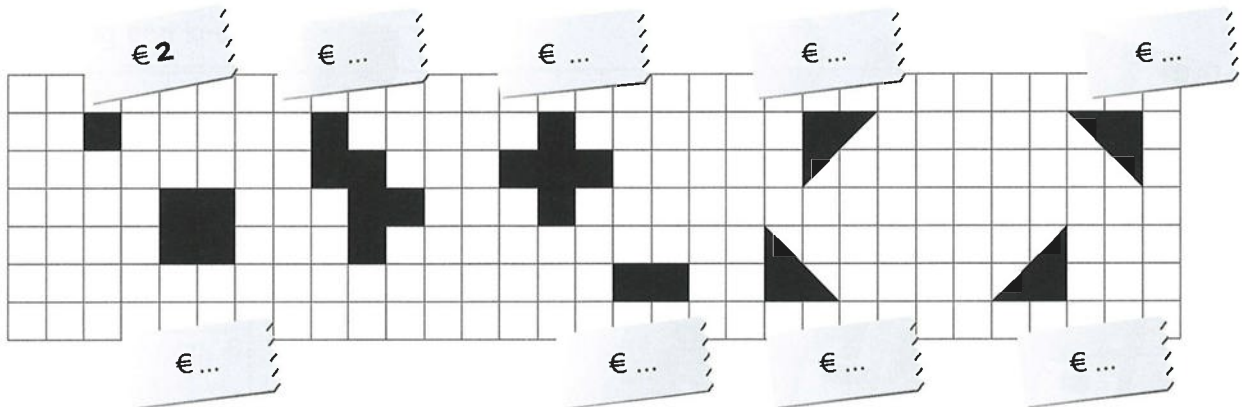
oefenen.



nu elke zijde 9.



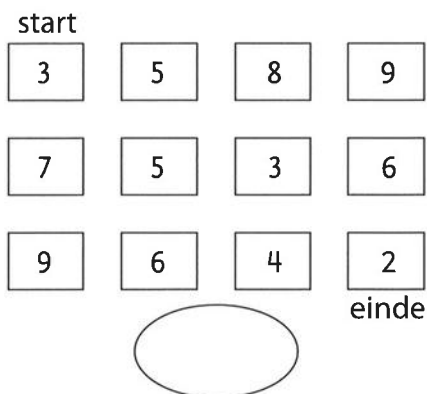
17

hoeveel euro?

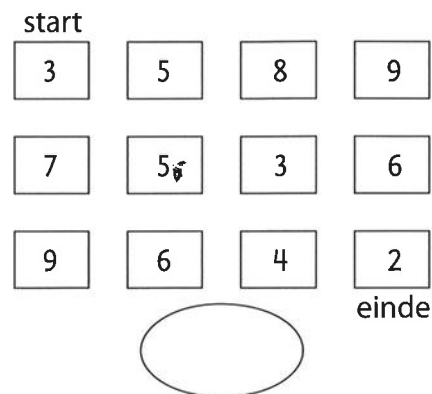
18

teken de pijlen.

samen de minste punten.



samen de meeste punten.

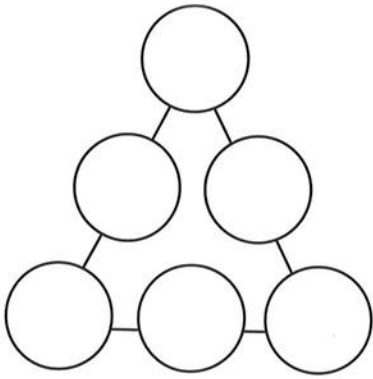


19

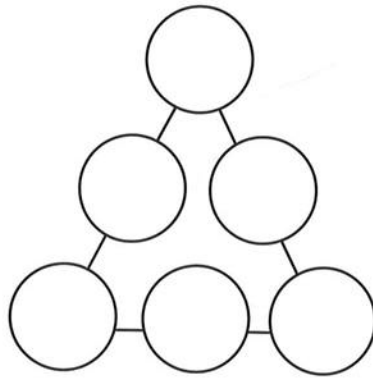
toverdriehoeken.

vul de getallen 1, 2, 3, 4, 5, 6 in.

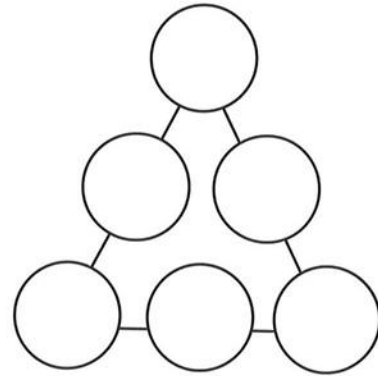
oefenen.



elke zijde 10.



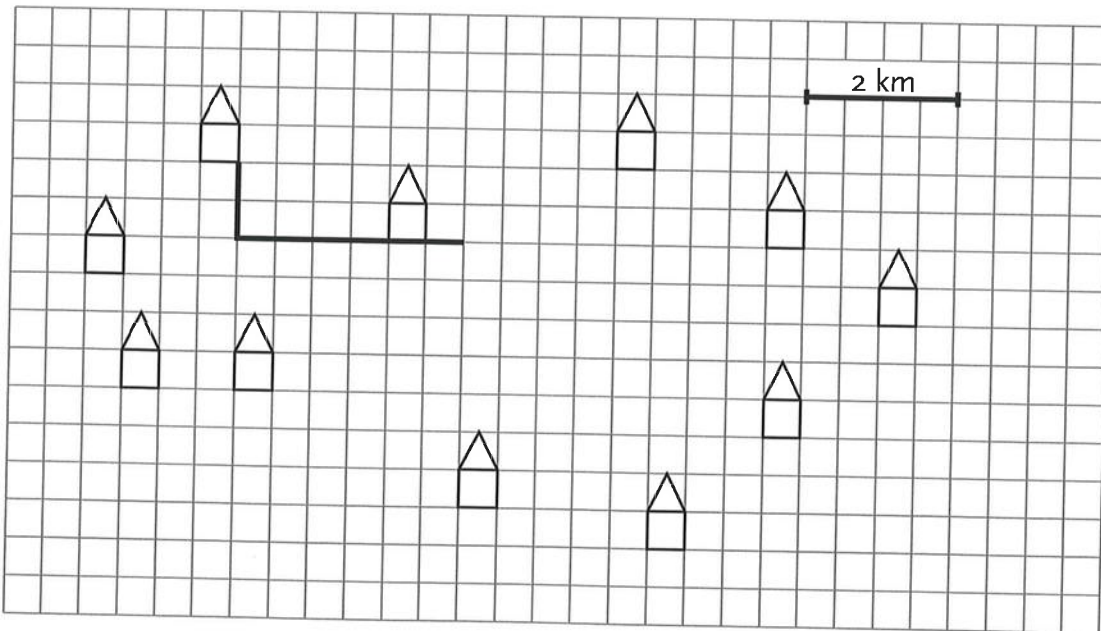
elke zijde 11.



20

teken een weg langs alle huizen.

hoe lang is deze weg? _____ km.



21

welke slinger?

_____ slinger